

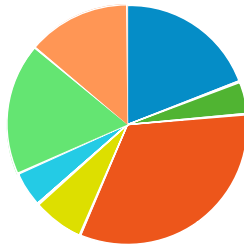


## Southridge Consumer Spending 5 mile 3.1.2016

Consumer Spending Report (5 mile radius around Lat: 46.1777503557303 Lng: -119.186240136623)

### Apparel (2015)

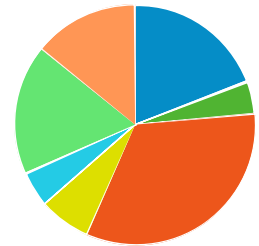
- Men's Apparel
- Boys' Apparel
- Women's Apparel
- Girls' Apparel
- Infants Apparel
- Footwear
- Apparel Services and Accessories



	\$ PER HOUSEHOLD	TOTAL \$000'S
<b>Totals:</b>	<b>\$1,937</b>	<b>\$69,512</b>
Men's Apparel	\$372	\$13,372
Boys' Apparel	\$85	\$3,057
Women's Apparel	\$635	\$22,812
Girls' Apparel	\$136	\$4,901
Infants Apparel	\$93	\$3,357
Footwear	\$343	\$12,329
Apparel Services and Accessories	\$269	\$9,684

### Apparel (2020)

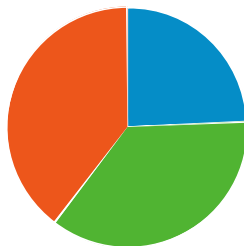
- Men's Apparel
- Boys' Apparel
- Women's Apparel
- Girls' Apparel
- Infants Apparel
- Footwear
- Apparel Services and Accessories



	\$ PER HOUSEHOLD	TOTAL \$000'S
<b>Totals:</b>	<b>\$2,048</b>	<b>\$80,188</b>
Men's Apparel	\$393	\$15,409
Boys' Apparel	\$89	\$3,514
Women's Apparel	\$674	\$26,389
Girls' Apparel	\$143	\$5,634
Infants Apparel	\$98	\$3,864
Footwear	\$357	\$14,007
Apparel Services and Accessories	\$290	\$11,372

### Entertainment (2015)

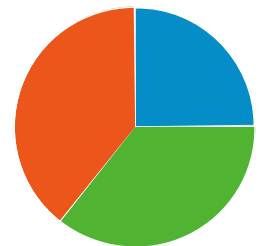
- Fees And Admissions
- Video And Audio Equipment
- Recreational Equipment And Supplies



	\$ PER HOUSEHOLD	TOTAL \$000'S
<b>Totals:</b>	<b>\$3,119</b>	<b>\$111,937</b>
Fees And Admissions	\$758	\$27,223
Video And Audio Equipment	\$1,126	\$40,427
Recreational Equipment And Supplies	\$1,234	\$44,288

### Entertainment (2020)

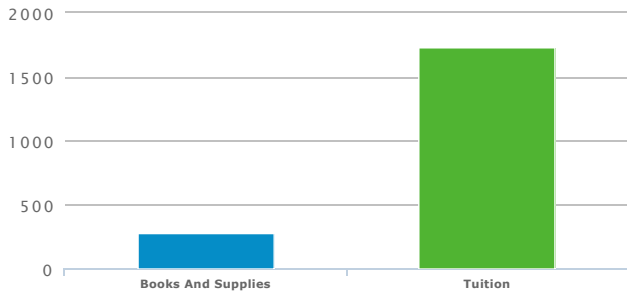
- Fees And Admissions
- Video And Audio Equipment
- Recreational Equipment And Supplies



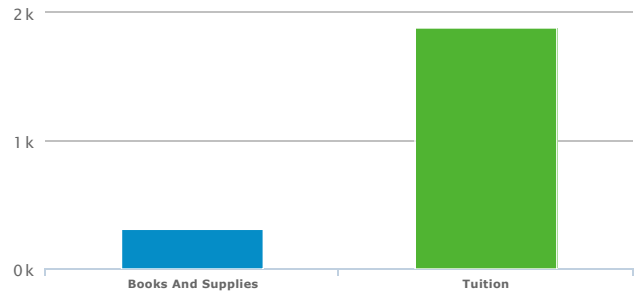
	\$ PER HOUSEHOLD	TOTAL \$000'S
<b>Totals:</b>	<b>\$3,301</b>	<b>\$129,237</b>
Fees And Admissions	\$820	\$32,101
Video And Audio Equipment	\$1,184	\$46,381
Recreational Equipment And Supplies	\$1,296	\$50,754

### Education (2015)

### Education (2020)

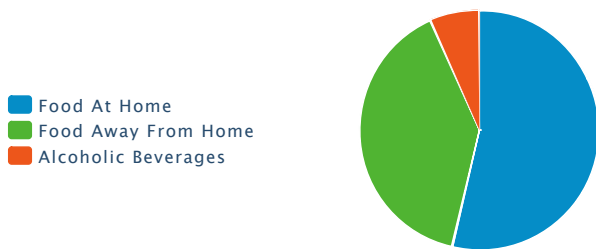


	\$ PER HOUSEHOLD	TOTAL \$000'S
<b>Totals:</b>	<b>\$2,014</b>	<b>\$72,286</b>
Books And Supplies	\$281	\$10,118
Tuition	\$1,732	\$62,168



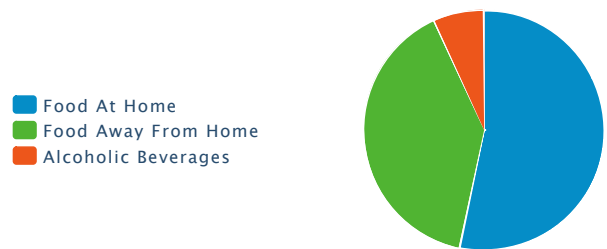
	\$ PER HOUSEHOLD	TOTAL \$000'S
<b>Totals:</b>	<b>\$2,191</b>	<b>\$85,792</b>
Books And Supplies	\$306	\$12,008
Tuition	\$1,884	\$73,783

### Food and Beverages (2015)



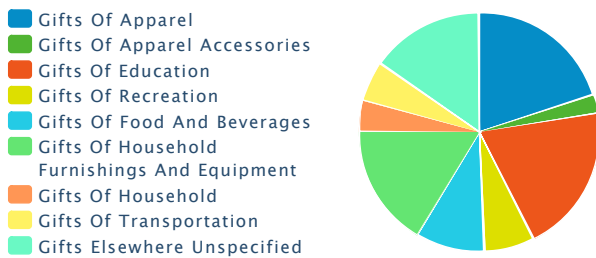
	\$ PER HOUSEHOLD	TOTAL \$000'S
<b>Totals:</b>	<b>\$8,189</b>	<b>\$293,861</b>
Food At Home	\$4,403	\$158,013
Food Away From Home	\$3,234	\$116,080
Alcoholic Beverages	\$550	\$19,767

### Food and Beverages (2020)



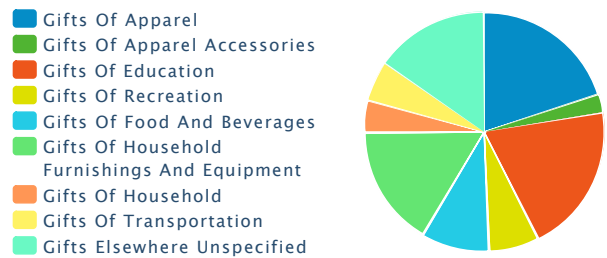
	\$ PER HOUSEHOLD	TOTAL \$000'S
<b>Totals:</b>	<b>\$8,599</b>	<b>\$336,624</b>
Food At Home	\$4,588	\$179,639
Food Away From Home	\$3,420	\$133,906
Alcoholic Beverages	\$589	\$23,079

### Gifts (2015)



	\$ PER HOUSEHOLD	TOTAL \$000'S
<b>Totals:</b>	<b>\$1,361</b>	<b>\$48,860</b>
Gifts Of Apparel	\$271	\$9,728
Gifts Of Apparel Accessories	\$34	\$1,234
Gifts Of Education	\$273	\$9,827
Gifts Of Recreation	\$92	\$3,327
Gifts Of Food And Beverages	\$126	\$4,523
Gifts Of Household Furnishings And Equipment	\$222	\$7,990
Gifts Of Household	\$57	\$2,080
Gifts Of Transportation	\$73	\$2,639
Gifts Elsewhere Unspecified	\$209	\$7,511

### Gifts (2020)

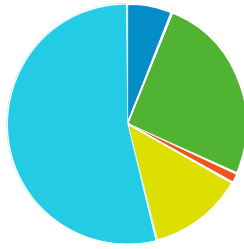


	\$ PER HOUSEHOLD	TOTAL \$000'S
<b>Totals:</b>	<b>\$1,470</b>	<b>\$57,579</b>
Gifts Of Apparel	\$292	\$11,452
Gifts Of Apparel Accessories	\$37	\$1,455
Gifts Of Education	\$295	\$11,578
Gifts Of Recreation	\$100	\$3,920
Gifts Of Food And Beverages	\$135	\$5,319
Gifts Of Household Furnishings And Equipment	\$240	\$9,418
Gifts Of Household	\$62	\$2,445
Gifts Of Transportation	\$79	\$3,129
Gifts Elsewhere Unspecified	\$226	\$8,861

### Household Furnishings (2015)

### Household Furnishings (2020)

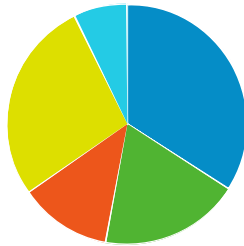
- Household Textiles
- Furniture
- Floor Coverings
- Major Appliances
- Housewares And Small Appliances



	\$ PER HOUSEHOLD	TOTAL \$000'S
<b>Totals:</b>	<b>\$1,908</b>	<b>\$68,500</b>
Household Textiles	\$117	\$4,233
Furniture	\$489	\$17,562
Floor Coverings	\$26	\$954
Major Appliances	\$246	\$8,855
Housewares And Small Appliances	\$1,028	\$36,896

#### Shelter (2015)

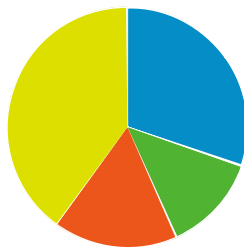
- Mortgage Interest
- Property Taxes
- Miscellaneous Owned Dwelling Costs
- Rental Costs
- Other Lodging



	\$ PER HOUSEHOLD	TOTAL \$000'S
<b>Totals:</b>	<b>\$11,468</b>	<b>\$411,510</b>
Mortgage Interest	\$3,911	\$140,366
Property Taxes	\$2,164	\$77,658
Miscellaneous Owned Dwelling Costs	\$1,419	\$50,926
Rental Costs	\$3,142	\$112,753
Other Lodging	\$830	\$29,807

#### Household Operations (2015)

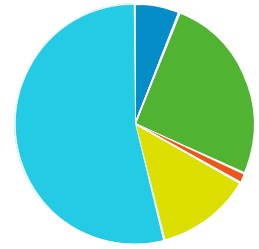
- Babysitting And Elderly Care
- Household Services
- Alimony And Child Support
- Household Supplies



	\$ PER HOUSEHOLD	TOTAL \$000'S
<b>Totals:</b>	<b>\$1,573</b>	<b>\$56,465</b>
Babysitting And Elderly Care	\$476	\$17,110
Household Services	\$204	\$7,327
Alimony And Child Support	\$263	\$9,468
Household Supplies	\$628	\$22,560

#### Personal Care (2015)

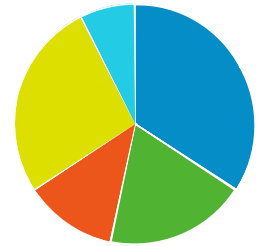
- Household Textiles
- Furniture
- Floor Coverings
- Major Appliances
- Housewares And Small Appliances



	\$ PER HOUSEHOLD	TOTAL \$000'S
<b>Totals:</b>	<b>\$2,026</b>	<b>\$79,343</b>
Household Textiles	\$124	\$4,887
Furniture	\$520	\$20,383
Floor Coverings	\$28	\$1,129
Major Appliances	\$261	\$10,220
Housewares And Small Appliances	\$1,091	\$42,723

#### Shelter (2020)

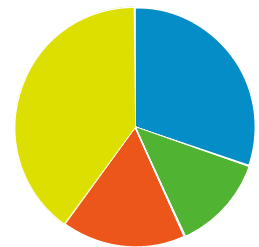
- Mortgage Interest
- Property Taxes
- Miscellaneous Owned Dwelling Costs
- Rental Costs
- Other Lodging



	\$ PER HOUSEHOLD	TOTAL \$000'S
<b>Totals:</b>	<b>\$12,145</b>	<b>\$475,453</b>
Mortgage Interest	\$4,164	\$163,023
Property Taxes	\$2,316	\$90,675
Miscellaneous Owned Dwelling Costs	\$1,509	\$59,082
Rental Costs	\$3,246	\$127,104
Other Lodging	\$908	\$35,570

#### Household Operations (2020)

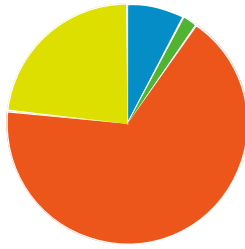
- Babysitting And Elderly Care
- Household Services
- Alimony And Child Support
- Household Supplies



	\$ PER HOUSEHOLD	TOTAL \$000'S
<b>Totals:</b>	<b>\$1,687</b>	<b>\$66,073</b>
Babysitting And Elderly Care	\$511	\$20,009
Household Services	\$218	\$8,566
Alimony And Child Support	\$283	\$11,112
Household Supplies	\$674	\$26,387

#### Personal Care (2020)

- Hair Care
- Electric Personal Care Appliances
- Personal Care Services
- Personal Care Products



	\$ PER HOUSEHOLD	TOTAL \$000'S
<b>Totals:</b>	<b>\$721</b>	<b>\$25,900</b>
Hair Care	\$56	\$2,013
Electric Personal Care Appliances	\$14	\$509
Personal Care Services	\$483	\$17,334
Personal Care Products	\$168	\$6,044

#### Utilities (2015)

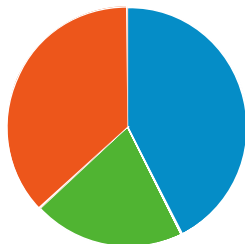
- Natural Gas
- Electricity
- Fuel Oil And Other Fuels
- Telephone Service
- Other Utilities



	\$ PER HOUSEHOLD	TOTAL \$000'S
<b>Totals:</b>	<b>\$4,202</b>	<b>\$150,784</b>
Natural Gas	\$447	\$16,044
Electricity	\$1,595	\$57,253
Fuel Oil And Other Fuels	\$152	\$5,471
Telephone Service	\$1,433	\$51,442
Other Utilities	\$573	\$20,575

#### Reading (2015)

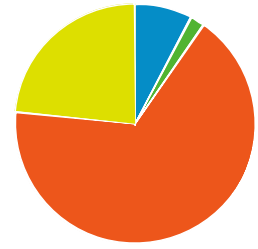
- Newspapers
- Magazines
- Books



	\$ PER HOUSEHOLD	TOTAL \$000'S
<b>Totals:</b>	<b>\$122</b>	<b>\$4,413</b>
Newspapers	\$52	\$1,892
Magazines	\$25	\$905
Books	\$45	\$1,615

#### Tobacco (2015)

- Hair Care
- Electric Personal Care Appliances
- Personal Care Services
- Personal Care Products



	\$ PER HOUSEHOLD	TOTAL \$000'S
<b>Totals:</b>	<b>\$760</b>	<b>\$29,776</b>
Hair Care	\$59	\$2,317
Electric Personal Care Appliances	\$14	\$586
Personal Care Services	\$508	\$19,923
Personal Care Products	\$177	\$6,950

#### Utilities (2020)

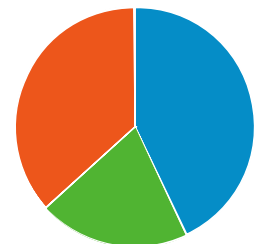
- Natural Gas
- Electricity
- Fuel Oil And Other Fuels
- Telephone Service
- Other Utilities



	\$ PER HOUSEHOLD	TOTAL \$000'S
<b>Totals:</b>	<b>\$4,391</b>	<b>\$171,915</b>
Natural Gas	\$469	\$18,374
Electricity	\$1,664	\$65,145
Fuel Oil And Other Fuels	\$159	\$6,242
Telephone Service	\$1,497	\$58,638
Other Utilities	\$600	\$23,517

#### Reading (2020)

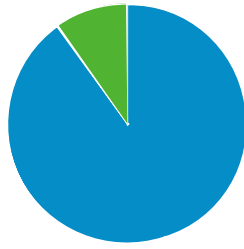
- Newspapers
- Magazines
- Books



	\$ PER HOUSEHOLD	TOTAL \$000'S
<b>Totals:</b>	<b>\$130</b>	<b>\$5,098</b>
Newspapers	\$55	\$2,188
Magazines	\$26	\$1,045
Books	\$47	\$1,865

#### Tobacco (2020)

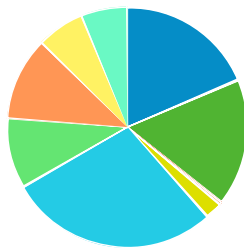
■ Cigarettes  
■ Other Tobacco Products



	\$ PER HOUSEHOLD	TOTAL \$000'S
<b>Totals:</b>	<b>\$346</b>	<b>\$12,419</b>
Cigarettes	\$311	\$11,176
Other Tobacco Products	\$34	\$1,244

### Transportation (2015)

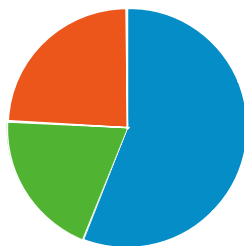
■ New Vehicle Purchase  
■ Used Vehicle Purchase  
■ Motorcycles (New And Used)  
■ Vehicle Finance Charges  
■ Gasoline And Oil  
■ Vehicle Repair And Maintenance  
■ Vehicle Insurance  
■ Public Transportation  
■ Other Transportation Costs



	\$ PER HOUSEHOLD	TOTAL \$000'S
<b>Totals:</b>	<b>\$10,589</b>	<b>\$379,966</b>
New Vehicle Purchase	\$1,974	\$70,842
Used Vehicle Purchase	\$1,809	\$64,921
Motorcycles (New And Used)	\$44	\$1,597
Vehicle Finance Charges	\$242	\$8,694
Gasoline And Oil	\$2,994	\$107,450
Vehicle Repair And Maintenance	\$1,003	\$35,992
Vehicle Insurance	\$1,179	\$42,325
Public Transportation	\$682	\$24,503
Other Transportation Costs	\$658	\$23,644

### Health Care (2015)

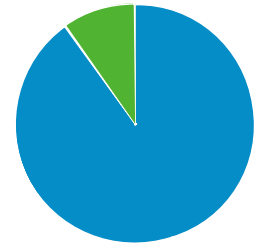
■ Health Care Insurance  
■ Health Care Services  
■ Health Care Supplies And Equipment



	\$ PER HOUSEHOLD	TOTAL \$000'S
<b>Totals:</b>	<b>\$4,479</b>	<b>\$160,742</b>
Health Care Insurance	\$2,507	\$89,990
Health Care Services	\$889	\$31,931
Health Care Supplies And Equipment	\$1,081	\$38,821

### Miscellaneous Expenses (2015)

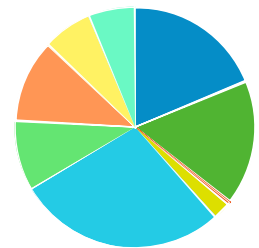
■ Cigarettes  
■ Other Tobacco Products



	\$ PER HOUSEHOLD	TOTAL \$000'S
<b>Totals:</b>	<b>\$356</b>	<b>\$13,954</b>
Cigarettes	\$320	\$12,557
Other Tobacco Products	\$35	\$1,397

### Transportation (2020)

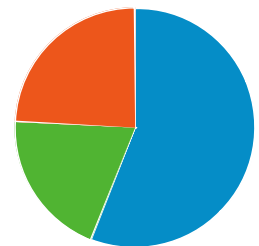
■ New Vehicle Purchase  
■ Used Vehicle Purchase  
■ Motorcycles (New And Used)  
■ Vehicle Finance Charges  
■ Gasoline And Oil  
■ Vehicle Repair And Maintenance  
■ Vehicle Insurance  
■ Public Transportation  
■ Other Transportation Costs



	\$ PER HOUSEHOLD	TOTAL \$000'S
<b>Totals:</b>	<b>\$11,101</b>	<b>\$434,563</b>
New Vehicle Purchase	\$2,090	\$81,835
Used Vehicle Purchase	\$1,870	\$73,222
Motorcycles (New And Used)	\$45	\$1,790
Vehicle Finance Charges	\$252	\$9,891
Gasoline And Oil	\$3,118	\$122,074
Vehicle Repair And Maintenance	\$1,051	\$41,157
Vehicle Insurance	\$1,233	\$48,306
Public Transportation	\$735	\$28,774
Other Transportation Costs	\$702	\$27,514

### Health Care (2020)

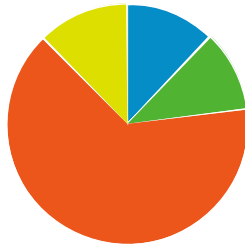
■ Health Care Insurance  
■ Health Care Services  
■ Health Care Supplies And Equipment



	\$ PER HOUSEHOLD	TOTAL \$000'S
<b>Totals:</b>	<b>\$4,690</b>	<b>\$183,617</b>
Health Care Insurance	\$2,625	\$102,788
Health Care Services	\$931	\$36,458
Health Care Supplies And Equipment	\$1,133	\$44,370

### Miscellaneous Expenses (2020)

- Legal And Accounting
- Funeral And Cemetery
- Finance Charges Excluding Mortgage And Vehicle
- Other Miscellaneous Expenses



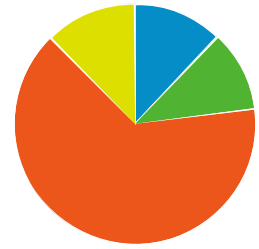
	\$ PER HOUSEHOLD	TOTAL \$000'S
<b>Totals:</b>	<b>\$820</b>	<b>\$29,449</b>
Legal And Accounting	\$99	\$3,553
Funeral And Cemetery	\$90	\$3,247
Finance Charges Excluding Mortgage And Vehicle	\$529	\$18,992
Other Miscellaneous Expenses	\$101	\$3,657

Personal Insurance (2015)		
	\$ PER HOUSEHOLD	TOTAL \$000'S
	\$409	\$14,681

Contributions (2015)		
	\$ PER HOUSEHOLD	TOTAL \$000'S
	\$2,387	\$85,684

Retail Potential (2015)		
	\$ PER HOUSEHOLD	TOTAL \$000'S
New Car Dealers	\$3,826	\$137,314
User Car Dealers	\$228	\$8,210
Recreational Vehicle Dealers	\$11	\$420
Motorcycle and Boat Dealers	\$165	\$5,924
Auto Parts and Accessories	\$594	\$21,324
Tire Dealers	\$270	\$9,713
Furniture Stores	\$378	\$13,567
Floor Covering Stores	\$134	\$4,832
Other Home Furnishing Stores	\$126	\$4,546
Appliances and Electronics Stores	\$877	\$31,473
Computer Stores	\$1,572	\$56,425
Camera and Photography Stores	\$100	\$3,596
Hardware Stores	\$205	\$7,388
Paint and Wallpaper Stores	\$18	\$672
Home Centers	\$456	\$16,365
Other Building Materials Stores	\$549	\$19,720
Outdoor Power Equipment Stores	\$17	\$617
Nursery and Garden Stores	\$137	\$4,924
Grocery Stores	\$6,323	\$226,915
Convenience Stores	\$267	\$9,611
Meat Markets	\$64	\$2,300
Fish and Seafood Markets	\$15	\$546
Fruit and Vegetable Markets	\$30	\$1,084
Other Specialty Food Markets	\$47	\$1,693
Liquor Stores	\$149	\$5,351
Pharmacy and Drug Stores	\$1,329	\$47,713
Costmetics and Beauty Stores	\$56	\$2,034
Optical Goods Stores	\$134	\$4,834

- Legal And Accounting
- Funeral And Cemetery
- Finance Charges Excluding Mortgage And Vehicle
- Other Miscellaneous Expenses



	\$ PER HOUSEHOLD	TOTAL \$000'S
<b>Totals:</b>	<b>\$864</b>	<b>\$33,833</b>
Legal And Accounting	\$104	\$4,084
Funeral And Cemetery	\$95	\$3,747
Finance Charges Excluding Mortgage And Vehicle	\$556	\$21,802
Other Miscellaneous Expenses	\$107	\$4,200

Personal Insurance (2020)		
	\$ PER HOUSEHOLD	TOTAL \$000'S
	\$440	\$17,235

Contributions (2020)		
	\$ PER HOUSEHOLD	TOTAL \$000'S
	\$2,595	\$101,609

Source: Applied Geographic Solutions, 2015

Other Health and Personal Care Stores	\$107	\$3,861
Gasoline Stations with Convenience Stores	\$1,006	\$36,131
Gasoline Stations without Convenience Stores	\$164	\$5,918
Men's Clothing Stores	\$55	\$2,003
Women's Clothing Stores	\$178	\$6,388
Childrens' and Infant's Clothing Stores	\$99	\$3,582
Family Clothing Stores	\$376	\$13,502
Clothing Accessory Stores	\$20	\$724
Other Apparel Stores	\$44	\$1,599
Shoe Stores	\$121	\$4,374
Jewelry Stores	\$242	\$8,688
Luggage Stores	\$223	\$8,030
Sporting Goods Stores	\$167	\$5,998
Hobby, Toy, and Game Stores	\$50	\$1,796
Sewing and Needlecraft Stores	\$19	\$687
Musical Instrument Stores	\$39	\$1,431
Book Stores	\$354	\$12,706
Record,Tape,and CD Stores	\$94	\$3,385
Department Stores	\$2,986	\$107,178
Warehouse Superstores	\$1,276	\$45,787
Other General Merchandise Stores	\$358	\$12,861
Florists	\$29	\$1,047
Office and Stationary Stores	\$272	\$9,767
Gift and Souvenir Stores	\$87	\$3,147
Used Merchandise Stores	\$57	\$2,063
Pet and Pet Supply Stores	\$117	\$4,200
Art Dealers	\$11	\$396
Mobile Home Dealers	\$0	\$22
Other Miscellaneous Retail Stores	\$118	\$4,248
Mail Order and Catalog Stores	\$2,168	\$77,819
Vending Machines	\$91	\$3,290
Fuel Dealers	\$376	\$13,518
Other Direct Selling Establishments	\$192	\$6,892
Hotels and Other Travel Accomodations	\$142	\$5,128
RV Parks	\$2	\$85
Rooming and Boarding Houses	\$1	\$36
Full Service Restaurants	\$960	\$34,463
Limited Service Restaurants	\$952	\$34,166
Special Food Services and Catering	\$159	\$5,740
Drinking Places	\$86	\$3,120

