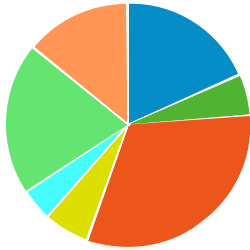




## Consumer Spending Kennewick, Washington

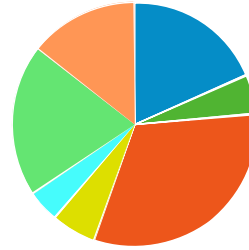
Consumer Expenditures Report (Kennewick, Washington)

### Apparel(2020)



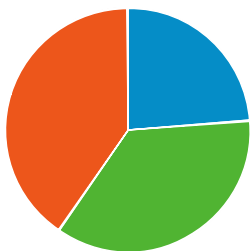
	\$ PER HOUSEHOLD	TOTAL \$000'S
<b>Total</b>	<b>\$2,061</b>	<b>\$64,620</b>
Men's Apparel	\$378	\$11,863
Boys' Apparel	\$110	\$3,450
Women's Apparel	\$654	\$20,510
Girls' Apparel	\$123	\$3,877
Infants Apparel	\$87	\$2,742
Footwear	\$415	\$13,036
Apparel Services and Accessories	\$291	\$9,142

### Apparel(2025)



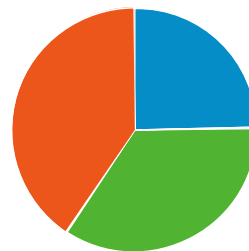
	\$ PER HOUSEHOLD	TOTAL \$000'S
<b>Total</b>	<b>\$2,244</b>	<b>\$75,270</b>
Men's Apparel	\$413	\$13,853
Boys' Apparel	\$118	\$3,972
Women's Apparel	\$711	\$23,855
Girls' Apparel	\$133	\$4,476
Infants Apparel	\$93	\$3,132
Footwear	\$449	\$15,084
Apparel Services and Accessories	\$325	\$10,899

### Entertainment(2020)



	\$ PER HOUSEHOLD	TOTAL \$000'S
<b>Total</b>	<b>\$3,298</b>	<b>\$103,375</b>
Fees And Admissions	\$786	\$24,636
Video And Audio Equipment	\$1,181	\$37,026
Recreational Equipment And Supplies	\$1,330	\$41,714

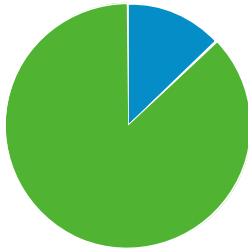
### Entertainment(2025)



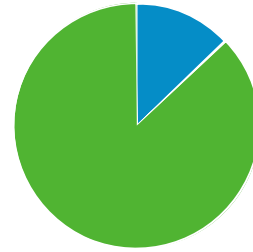
	\$ PER HOUSEHOLD	TOTAL \$000'S
<b>Total</b>	<b>\$3,599</b>	<b>\$120,702</b>
Fees And Admissions	\$890	\$29,843
Video And Audio Equipment	\$1,252	\$42,008
Recreational Equipment And Supplies	\$1,456	\$48,850

### Education(2020)

### Education(2025)

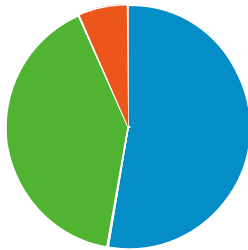


	\$ PER HOUSEHOLD	TOTAL \$000'S
<b>Total</b>	<b>\$1,682</b>	<b>\$52,722</b>
<b>Books And Supplies</b>	<b>\$218</b>	<b>\$6,834</b>
<b>Tuition</b>	<b>\$1,464</b>	<b>\$45,888</b>



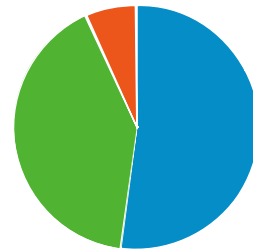
	\$ PER HOUSEHOLD	TOTAL \$000'S
<b>Total</b>	<b>\$1,909</b>	<b>\$64,042</b>
<b>Books And Supplies</b>	<b>\$247</b>	<b>\$8,298</b>
<b>Tuition</b>	<b>\$1,662</b>	<b>\$55,744</b>

### Food and Beverages(2020)



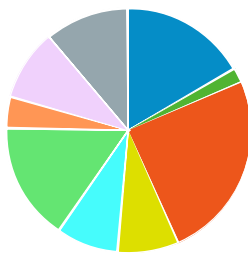
	\$ PER HOUSEHOLD	TOTAL \$000'S
<b>Total</b>	<b>\$8,703</b>	<b>\$272,807</b>
<b>Food At Home</b>	<b>\$4,591</b>	<b>\$143,915</b>
<b>Food Away From Home</b>	<b>\$3,536</b>	<b>\$110,830</b>
<b>Alcoholic Beverages</b>	<b>\$576</b>	<b>\$18,062</b>

### Food and Beverages(2025)



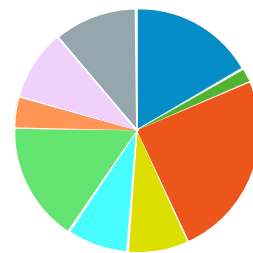
	\$ PER HOUSEHOLD	TOTAL \$000'S
<b>Total</b>	<b>\$9,346</b>	<b>\$313,399</b>
<b>Food At Home</b>	<b>\$4,871</b>	<b>\$163,335</b>
<b>Food Away From Home</b>	<b>\$3,841</b>	<b>\$128,797</b>
<b>Alcoholic Beverages</b>	<b>\$634</b>	<b>\$21,267</b>

### Gifts(2020)



	\$ PER HOUSEHOLD	TOTAL \$000'S
<b>Total</b>	<b>\$1,398</b>	<b>\$43,826</b>
<b>Gifts Of Apparel</b>	<b>\$232</b>	<b>\$7,273</b>
<b>Gifts Of Apparel Accessories</b>	<b>\$27</b>	<b>\$855</b>
<b>Gifts Of Education</b>	<b>\$344</b>	<b>\$10,783</b>
<b>Gifts Of Recreation</b>	<b>\$113</b>	<b>\$3,568</b>
<b>Gifts Of Food And Beverages</b>	<b>\$115</b>	<b>\$3,626</b>
<b>Gifts Of Household Furnishings And Equipment</b>	<b>\$219</b>	<b>\$6,890</b>
<b>Gifts Of Household</b>	<b>\$58</b>	<b>\$1,845</b>
<b>Gifts Of Transportation</b>	<b>\$129</b>	<b>\$4,069</b>
<b>Gifts Elsewhere Unspecified</b>	<b>\$156</b>	<b>\$4,919</b>

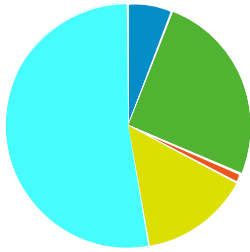
### Gifts(2025)



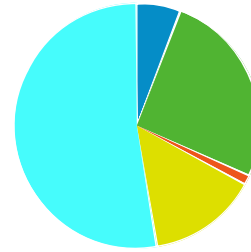
	\$ PER HOUSEHOLD	TOTAL \$000'S
<b>Total</b>	<b>\$1,560</b>	<b>\$52,314</b>
<b>Gifts Of Apparel</b>	<b>\$258</b>	<b>\$8,670</b>
<b>Gifts Of Apparel Accessories</b>	<b>\$30</b>	<b>\$1,022</b>
<b>Gifts Of Education</b>	<b>\$383</b>	<b>\$12,854</b>
<b>Gifts Of Recreation</b>	<b>\$126</b>	<b>\$4,255</b>
<b>Gifts Of Food And Beverages</b>	<b>\$128</b>	<b>\$4,321</b>
<b>Gifts Of Household Furnishings And Equipment</b>	<b>\$245</b>	<b>\$8,231</b>
<b>Gifts Of Household</b>	<b>\$65</b>	<b>\$2,197</b>
<b>Gifts Of Transportation</b>	<b>\$146</b>	<b>\$4,897</b>
<b>Gifts Elsewhere Unspecified</b>	<b>\$174</b>	<b>\$5,867</b>

### Household Furnishings(2020)

### Household Furnishings(2025)

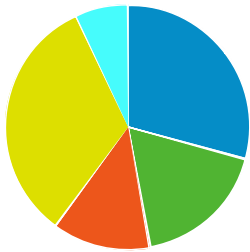


	\$ PER HOUSEHOLD	TOTAL \$000'S
<b>Total</b>	<b>\$2,048</b>	<b>\$64,216</b>
Household Textiles	\$120	\$3,792
Furniture	\$525	\$16,484
Floor Coverings	\$25	\$785
Major Appliances	\$297	\$9,311
Housewares And Small Appliances	\$1,079	\$33,845



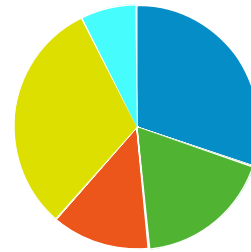
	\$ PER HOUSEHOLD	TOTAL \$000'S
<b>Total</b>	<b>\$2,234</b>	<b>\$74,932</b>
Household Textiles	\$130	\$4,377
Furniture	\$578	\$19,397
Floor Coverings	\$28	\$946
Major Appliances	\$322	\$10,808
Housewares And Small Appliances	\$1,175	\$39,404

### Shelter(2020)



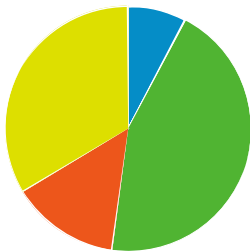
	\$ PER HOUSEHOLD	TOTAL \$000'S
<b>Total</b>	<b>\$12,400</b>	<b>\$388,664</b>
Mortgage Interest	\$3,630	\$113,788
Property Taxes	\$2,221	\$69,620
Miscellaneous Owned Dwelling Costs	\$1,599	\$50,145
Rental Costs	\$4,076	\$127,767
Other Lodging	\$872	\$27,343

### Shelter(2025)



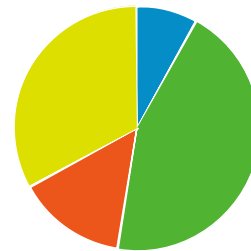
	\$ PER HOUSEHOLD	TOTAL \$000'S
<b>Total</b>	<b>\$13,374</b>	<b>\$448,482</b>
Mortgage Interest	\$4,033	\$135,267
Property Taxes	\$2,446	\$82,036
Miscellaneous Owned Dwelling Costs	\$1,741	\$58,391
Rental Costs	\$4,157	\$139,395
Other Lodging	\$995	\$33,393

### Household Operations(2020)



	\$ PER HOUSEHOLD	TOTAL \$000'S
<b>Total</b>	<b>\$2,285</b>	<b>\$71,619</b>
Babysitting And Elderly Care	\$176	\$5,539
Household Services	\$1,014	\$31,803
Alimony And Child Support	\$327	\$10,256
Household Supplies	\$766	\$24,022

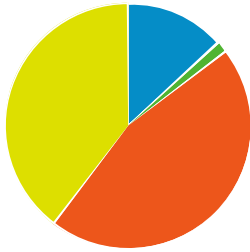
### Household Operations(2025)



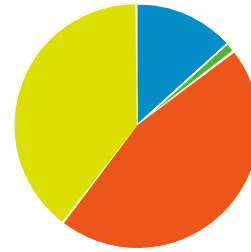
	\$ PER HOUSEHOLD	TOTAL \$000'S
<b>Total</b>	<b>\$2,489</b>	<b>\$83,490</b>
Babysitting And Elderly Care	\$200	\$6,708
Household Services	\$1,108	\$37,155
Alimony And Child Support	\$362	\$12,142
Household Supplies	\$819	\$27,485

### Personal Care(2020)

### Personal Care(2025)



	\$ PER HOUSEHOLD	TOTAL \$000'S
<b>Total</b>	<b>\$786</b>	<b>\$24,662</b>
<b>Hair Care</b>	<b>\$104</b>	<b>\$3,282</b>
<b>Electric Personal Care Appliances</b>	<b>\$11</b>	<b>\$346</b>
<b>Personal Care Services</b>	<b>\$359</b>	<b>\$11,272</b>
<b>Personal Care Products</b>	<b>\$311</b>	<b>\$9,762</b>



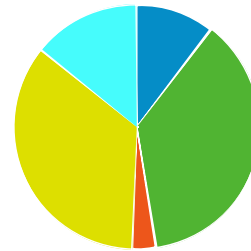
	\$ PER HOUSEHOLD	TOTAL \$000'S
<b>Total</b>	<b>\$851</b>	<b>\$28,559</b>
<b>Hair Care</b>	<b>\$113</b>	<b>\$3,801</b>
<b>Electric Personal Care Appliances</b>	<b>\$11</b>	<b>\$401</b>
<b>Personal Care Services</b>	<b>\$389</b>	<b>\$13,053</b>
<b>Personal Care Products</b>	<b>\$337</b>	<b>\$11,305</b>

#### Utilities(2020)



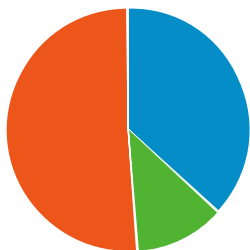
	\$ PER HOUSEHOLD	TOTAL \$000'S
<b>Total</b>	<b>\$4,403</b>	<b>\$138,031</b>
<b>Natural Gas</b>	<b>\$456</b>	<b>\$14,317</b>
<b>Electricity</b>	<b>\$1,641</b>	<b>\$51,452</b>
<b>Fuel Oil And Other Fuels</b>	<b>\$136</b>	<b>\$4,274</b>
<b>Telephone Service</b>	<b>\$1,545</b>	<b>\$48,426</b>
<b>Other Utilities</b>	<b>\$624</b>	<b>\$19,562</b>

#### Utilities(2025)



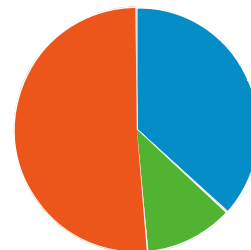
	\$ PER HOUSEHOLD	TOTAL \$000'S
<b>Total</b>	<b>\$4,649</b>	<b>\$155,919</b>
<b>Natural Gas</b>	<b>\$485</b>	<b>\$16,296</b>
<b>Electricity</b>	<b>\$1,721</b>	<b>\$57,710</b>
<b>Fuel Oil And Other Fuels</b>	<b>\$145</b>	<b>\$4,895</b>
<b>Telephone Service</b>	<b>\$1,634</b>	<b>\$54,820</b>
<b>Other Utilities</b>	<b>\$661</b>	<b>\$22,198</b>

#### Reading(2020)



	\$ PER HOUSEHOLD	TOTAL \$000'S
<b>Total</b>	<b>\$127</b>	<b>\$3,982</b>
<b>Newspapers</b>	<b>\$46</b>	<b>\$1,466</b>
<b>Magazines</b>	<b>\$15</b>	<b>\$488</b>
<b>Books</b>	<b>\$64</b>	<b>\$2,029</b>

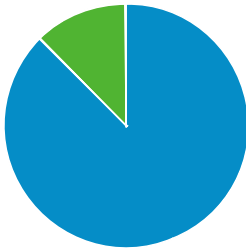
#### Reading(2025)



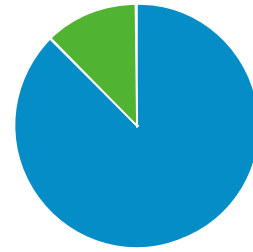
	\$ PER HOUSEHOLD	TOTAL \$000'S
<b>Total</b>	<b>\$138</b>	<b>\$4,628</b>
<b>Newspapers</b>	<b>\$50</b>	<b>\$1,703</b>
<b>Magazines</b>	<b>\$16</b>	<b>\$567</b>
<b>Books</b>	<b>\$70</b>	<b>\$2,358</b>

#### Tobacco(2020)

#### Tobacco(2025)

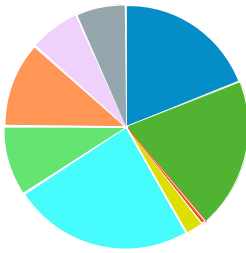


	\$ PER HOUSEHOLD	TOTAL \$000'S
<b>Total</b>	<b>\$369</b>	<b>\$11,571</b>
<b>Cigarettes</b>	<b>\$323</b>	<b>\$10,126</b>
<b>Other Tobacco Products</b>	<b>\$46</b>	<b>\$1,445</b>



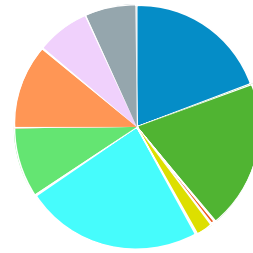
	\$ PER HOUSEHOLD	TOTAL \$000'S
<b>Total</b>	<b>\$377</b>	<b>\$12,648</b>
<b>Cigarettes</b>	<b>\$330</b>	<b>\$11,069</b>
<b>Other Tobacco Products</b>	<b>\$47</b>	<b>\$1,580</b>

### Transportation(2020)



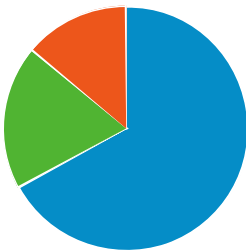
	\$ PER HOUSEHOLD	TOTAL \$000'S
<b>Total</b>	<b>\$10,761</b>	<b>\$337,296</b>
<b>New Vehicle Purchase</b>	<b>\$2,032</b>	<b>\$63,716</b>
<b>Used Vehicle Purchase</b>	<b>\$2,147</b>	<b>\$67,310</b>
<b>Motorcycles (New And Used)</b>	<b>\$62</b>	<b>\$1,944</b>
<b>Vehicle Finance Charges</b>	<b>\$254</b>	<b>\$7,979</b>
<b>Gasoline And Oil</b>	<b>\$2,587</b>	<b>\$81,091</b>
<b>Vehicle Repair And Maintenance</b>	<b>\$1,000</b>	<b>\$31,346</b>
<b>Vehicle Insurance</b>	<b>\$1,224</b>	<b>\$38,374</b>
<b>Public Transportation</b>	<b>\$732</b>	<b>\$22,956</b>
<b>Other Transportation Costs</b>	<b>\$720</b>	<b>\$22,579</b>

### Transportation(2025)



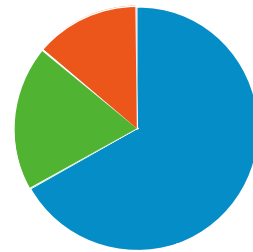
	\$ PER HOUSEHOLD	TOTAL \$000'S
<b>Total</b>	<b>\$11,591</b>	<b>\$388,686</b>
<b>New Vehicle Purchase</b>	<b>\$2,242</b>	<b>\$75,210</b>
<b>Used Vehicle Purchase</b>	<b>\$2,280</b>	<b>\$76,454</b>
<b>Motorcycles (New And Used)</b>	<b>\$67</b>	<b>\$2,253</b>
<b>Vehicle Finance Charges</b>	<b>\$273</b>	<b>\$9,178</b>
<b>Gasoline And Oil</b>	<b>\$2,737</b>	<b>\$91,801</b>
<b>Vehicle Repair And Maintenance</b>	<b>\$1,078</b>	<b>\$36,154</b>
<b>Vehicle Insurance</b>	<b>\$1,297</b>	<b>\$43,503</b>
<b>Public Transportation</b>	<b>\$822</b>	<b>\$27,591</b>
<b>Other Transportation Costs</b>	<b>\$791</b>	<b>\$26,542</b>

### Health Care(2020)



	\$ PER HOUSEHOLD	TOTAL \$000'S
<b>Total</b>	<b>\$5,006</b>	<b>\$156,921</b>
<b>Health Care Insurance</b>	<b>\$3,355</b>	<b>\$105,156</b>
<b>Health Care Services</b>	<b>\$951</b>	<b>\$29,831</b>
<b>Health Care Supplies And Equipment</b>	<b>\$699</b>	<b>\$21,934</b>

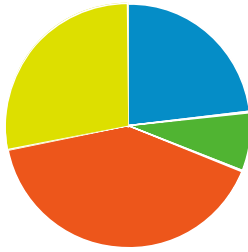
### Health Care(2025)



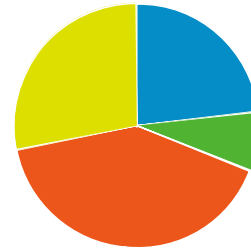
	\$ PER HOUSEHOLD	TOTAL \$000'S
<b>Total</b>	<b>\$5,343</b>	<b>\$179,164</b>
<b>Health Care Insurance</b>	<b>\$3,572</b>	<b>\$119,795</b>
<b>Health Care Services</b>	<b>\$1,027</b>	<b>\$34,460</b>
<b>Health Care Supplies And Equipment</b>	<b>\$742</b>	<b>\$24,909</b>

### Miscellaneous Expenses(2020)

### Miscellaneous Expenses(2025)



	\$ PER HOUSEHOLD	TOTAL \$000'S
<b>Total</b>	<b>\$1,104</b>	<b>\$34,605</b>
<b>Legal And Accounting</b>	<b>\$256</b>	<b>\$8,039</b>
<b>Funeral And Cemetery</b>	<b>\$86</b>	<b>\$2,718</b>
<b>Finance Charges Excluding Mortgage And Vehicle</b>	<b>\$450</b>	<b>\$14,125</b>
<b>Other Miscellaneous Expenses</b>	<b>\$310</b>	<b>\$9,723</b>



	\$ PER HOUSEHOLD	TOTAL \$000'S
<b>Total</b>	<b>\$1,196</b>	<b>\$40,121</b>
<b>Legal And Accounting</b>	<b>\$277</b>	<b>\$9,320</b>
<b>Funeral And Cemetery</b>	<b>\$94</b>	<b>\$3,152</b>
<b>Finance Charges Excluding Mortgage And Vehicle</b>	<b>\$488</b>	<b>\$16,376</b>
<b>Other Miscellaneous Expenses</b>	<b>\$336</b>	<b>\$11,273</b>

<b>Personal Insurance(2020)</b>		
	\$ PER HOUSEHOLD	TOTAL \$000'S
	<b>\$404</b>	<b>\$12,677</b>

<b>Personal Insurance(2025)</b>		
	\$ PER HOUSEHOLD	TOTAL \$000'S
	<b>\$449</b>	<b>\$15,062</b>

<b>Contributions(2020)</b>		
	\$ PER HOUSEHOLD	TOTAL \$000'S
	<b>\$1,872</b>	<b>\$58,680</b>

<b>Contributions(2025)</b>		
	\$ PER HOUSEHOLD	TOTAL \$000'S
	<b>\$2,072</b>	<b>\$69,500</b>

<b>Retail Potential(2020)</b>		
	\$ PER HOUSEHOLD	TOTAL \$000'S
<b>Other Health and Personal Care Stores</b>	<b>\$57</b>	<b>\$1,790</b>
<b>Gasoline Stations with Convenience Stores</b>	<b>\$0</b>	<b>\$0</b>
<b>Gasoline Stations without Convenience Stores</b>	<b>\$3,002</b>	<b>\$94,107</b>
<b>Men's Clothing Stores</b>	<b>\$43</b>	<b>\$1,378</b>
<b>Women's Clothing Stores</b>	<b>\$191</b>	<b>\$5,993</b>
<b>Childrens' and Infant's Clothing Stores</b>	<b>\$83</b>	<b>\$2,629</b>
<b>Family Clothing Stores</b>	<b>\$511</b>	<b>\$16,047</b>
<b>Clothing Accessory Stores</b>	<b>\$40</b>	<b>\$1,282</b>
<b>Other Apparel Stores</b>	<b>\$62</b>	<b>\$1,955</b>
<b>Shoe Stores</b>	<b>\$210</b>	<b>\$6,609</b>
<b>Jewelry Stores</b>	<b>\$97</b>	<b>\$3,070</b>
<b>Luggage Stores</b>	<b>\$7</b>	<b>\$246</b>
<b>Sporting Goods Stores</b>	<b>\$255</b>	<b>\$8,021</b>
<b>Hobby, Toy, and Game Stores</b>	<b>\$74</b>	<b>\$2,345</b>
<b>Sewing and Needlecraft Stores</b>	<b>\$23</b>	<b>\$729</b>
<b>Musical Instrument Stores</b>	<b>\$21</b>	<b>\$663</b>
<b>Book Stores</b>	<b>\$92</b>	<b>\$2,890</b>
<b>Record,Tape,and CD Stores</b>	<b>\$0</b>	<b>\$0</b>
<b>Department Stores</b>	<b>\$1,028</b>	<b>\$32,243</b>
<b>Warehouse Superstores</b>	<b>\$2,569</b>	<b>\$80,546</b>
<b>Other General Merchandise Stores</b>	<b>\$389</b>	<b>\$12,212</b>
<b>Florists</b>	<b>\$19</b>	<b>\$597</b>
<b>Office and Stationary Stores</b>	<b>\$53</b>	<b>\$1,675</b>
<b>Gift and Souvenir Stores</b>	<b>\$65</b>	<b>\$2,039</b>
<b>Used Merchandise Stores</b>	<b>\$37</b>	<b>\$1,163</b>

<b>Pet and Pet Supply Stores</b>	<b>\$219</b>	<b>\$6,872</b>
<b>Art Dealers</b>	<b>\$17</b>	<b>\$549</b>
<b>Mobile Home Dealers</b>	<b>\$32</b>	<b>\$1,006</b>
<b>Other Miscellaneous Retail Stores</b>	<b>\$97</b>	<b>\$3,044</b>
<b>Mail Order and Catalog Stores</b>	<b>\$1,516</b>	<b>\$47,539</b>
<b>Vending Machines</b>	<b>\$42</b>	<b>\$1,319</b>
<b>Fuel Dealers</b>	<b>\$149</b>	<b>\$4,699</b>
<b>Other Direct Selling Establishments</b>	<b>\$116</b>	<b>\$3,659</b>
<b>Hotels and Other Travel Accommodations</b>	<b>\$193</b>	<b>\$6,070</b>
<b>RV Parks</b>	<b>\$1</b>	<b>\$57</b>
<b>Rooming and Boarding Houses</b>	<b>\$1</b>	<b>\$44</b>
<b>Full Service Restaurants</b>	<b>\$1,813</b>	<b>\$56,853</b>
<b>Limited Service Restaurants</b>	<b>\$1,205</b>	<b>\$37,797</b>
<b>Special Food Services and Catering</b>	<b>\$306</b>	<b>\$9,598</b>
<b>Drinking Places</b>	<b>\$87</b>	<b>\$2,739</b>

---

Source: Applied Geographic Solutions, 2020

---

